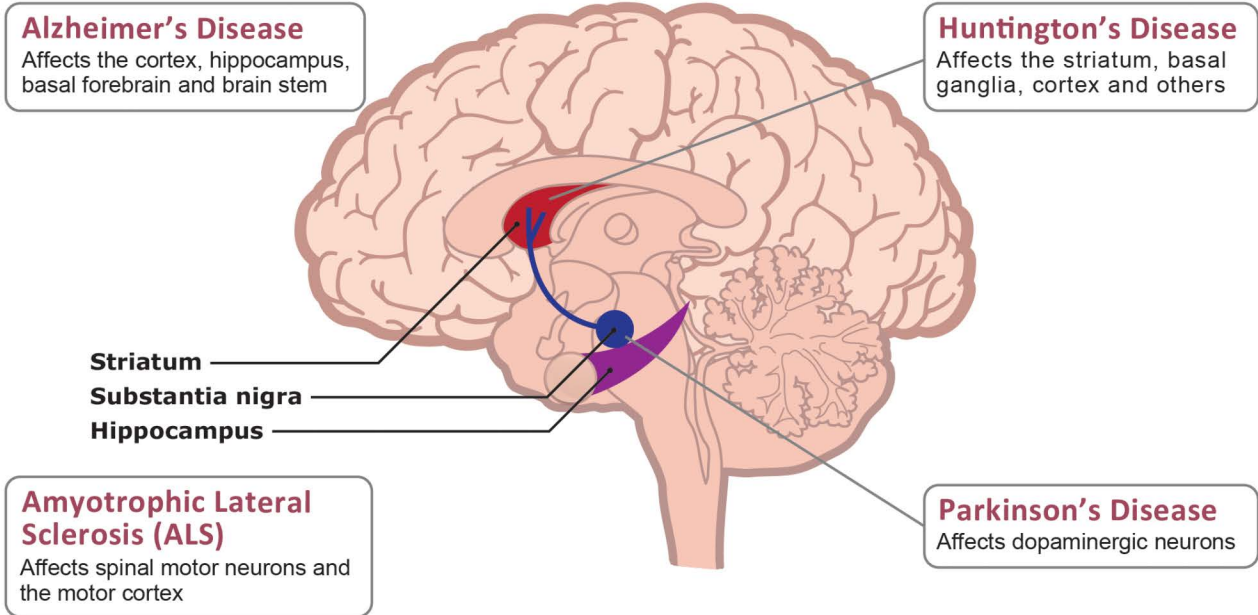


Neurodegenerative Disorders

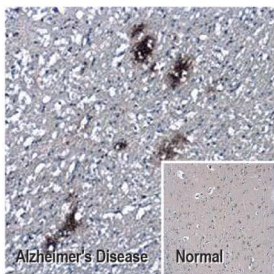
- Your Expertise
- Our Antibodies
- Accelerated Discovery

www.genetex.com

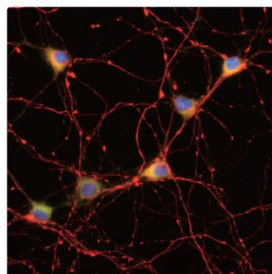


Highlighted Products

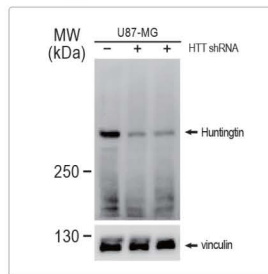
Recombinant
Citation Support
KO/KD Validation
Comparative Abs
Protein Overexpression



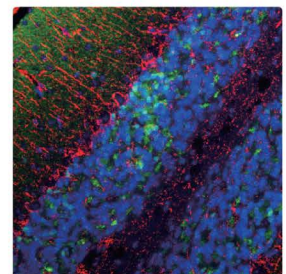
beta Amyloid (1-42) antibody – Conformation Specific (GTX134510)



C9orf72 antibody [GT779-RB] (GTX635397)



Huntingtin antibody (GTX132433)













































alpha Synuclein antibody [HL1243] (GTX636642)

Disease	Type of Aggregation	Subcellular Localization	Affected Protein	Brain Region Affected
Alzheimer's Disease (AD)	Neuritic Plaques	Extracellular	Amyloid beta peptide	Cortex, hippocampus, basal forebrain, brain stem
	Neurofibrillary tangles	Intracellular	Hyperphosphorylated Tau	
Parkinson's Disease (PD)	Lewy Body	Intracellular (Cytoplasm)	α -Synuclein	Substantia nigra, cortex, locus ceruleus, raphe (dopaminergic neurons)
Huntington's Disease (HD)	Intranuclear inclusions & cytoplasmic aggregates	Intracellular	Huntingtin with polyglutamate expansion	Striatum, basal ganglia, cortex, others
Amyotrophic Lateral Sclerosis (ALS)	Bonina bodies and axonal spheroids	Intracellular (Cytoplasm)	Various ALS genes	Spinal motor neurons and motor cortex
Prion Disease	Amyloid Plaque	Intracellular & Extracellular	Prion protein	Cortex, brain stem, thalamus, cerebellum, other

Alzheimer's Disease

	Cat. No.	Product Name	Host & Clonality	Reactivity	Application
APP & Aβ	GTX112677	APP antibody	Rb pAb	Hu,Ms,Rat	WB, ICC/IF, IHC-P, ELISA
	GTX101336	APP antibody [C2C3], C-term	Rb pAb	Hu,Ms,Rat	WB, ICC/IF, IHC-P, IHC-Fr
	GTX635160	beta Amyloid (1-42) antibody – Conformation Specific antibody [GT622]	Ms mAb	Hu,Ms	IHC-P, Dot, ELISA, Sandwich ELISA
	GTX134510	beta Amyloid (1-42) antibody – Conformation Specific	Rb pAb	Hu,Ms	IHC-P, Dot, ELISA, Sandwich ELISA
α Secretase	GTX130081	ADAM9 antibody	Rb pAb	Hu,Ms	WB
	GTX104940	ADAM10 antibody [N2C1], Internal	Rb pAb	Hu,Ms	WB, IHC-P
	GTX637047	ADAM17 antibody [HL1572]	Rec Rb mAb	Hu,Ms	WB, IHC-P
β Secretase	GTX64665	ADAM19 antibody	Rb pAb	Hu,Ms,Rat	WB
	GTX134480	BACE1 antibody	Rb pAb	Ms,Rat	WB, ICC/IF, IHC-P
γ Secretase	GTX113951	BACE2 antibody [C1C3]	Rb pAb	Hu,Rat	WB, ICC/IF, IHC-P
	GTX115930	Nicastrin antibody	Rb pAb	Hu	WB, ICC/IF
Secretase	GTX85063	PEN2 antibody	Rb pAb	Hu,Ms,Rat	WB, IHC-P, ELISA
	GTX116016	Presenilin 1 antibody [C1C2], Internal	Rb pAb	Hu,Ms	WB, ICC/IF, IHC-P
	GTX134724	Cathepsin B antibody	Rb pAb	Hu	WB, IHC-P
	GTX133019	Cathepsin D antibody	Rb pAb	Hu,Ms	WB, ICC/IF
Aβ-degrading protease	GTX114350	Cathepsin S antibody	Rb pAb	Hu	WB, ICC/IF, IHC-P
	GTX103988	Cathepsin S antibody	Rb pAb	Hu,Rat	WB, IHC-P
	GTX130534	ACE antibody	Rb pAb	Hu,Ms,Rat	WB, IHC-P
	GTX111680	CD10 antibody [N2C1], Internal	Rb pAb	Hu,Ms,Rat	WB, IHC-P
	GTX54043	ECE1 antibody	Rb pAb	Hu,Ms,Rat	WB, ICC/IF, IHC-P
	GTX111664	IDE antibody [N3C1], Internal	Rb pAb	Hu,Ms,Rat	WB, ICC/IF, IHC-P
	GTX636525	MMP2 antibody [HL1208]	Rec Rb mAb	Hu,Ms	WB, ICC/IF
	GTX104577	MMP2 antibody	Rb pAb	Hu,Ms,Rat	WB, ICC/IF, IHC-P, IHC-Fr, IP
Calpain	GTX100458	MMP9 antibody [N2C1], Internal	Rb pAb	Hu,Ms,Rat,Bov	WB, ICC/IF, IHC-P, IHC-Fr, IHC-Wm, IHC
	GTX102340	Calpain 1 antibody [N3C2], Internal	Rb pAb	Hu,Ms,Squirrel	WB, ICC/IF, IHC-P, IP
	GTX102350	Calpain 1 antibody	Rb pAb	Hu	WB, ICC/IF, IHC-P, FACS
Plasminogen system	GTX102499	Calpain 2 antibody [N2C1], Internal	Rb pAb	Hu,Ms	WB, ICC/IF, IHC-P, FACS, IP
	GTX103453	tPA antibody	Rb pAb	Hu,Ms,Rat	WB, IHC-P
Tau	GTX100465	Urokinase antibody	Rb pAb	Hu	WB, IHC-P
	GTX634809	Tau antibody [GT287]	Ms mAb	Ms,Rat	WB, ICC/IF
	GTX130462	Tau antibody	Rb pAb	Hu,Ms,Rat	WB, ICC/IF, IHC-P, IHC-Fr, IHC
	GTX54657	Tau (phospho Thr175) antibody	Rb pAb	Hu	WB, ELISA, IHC
	GTX135776	Tau (phospho Thr181) antibody	Rb pAb	Hu,Ms,Rat	WB, IHC-P
	GTX24864	Tau (phospho Ser199/Ser202) antibody	Rb pAb	Hu,Ms,Rat	WB, ICC/IF, IHC-P, FACS, IHC
	GTX24841	Tau (phospho Thr205) antibody	Rb pAb	Hu,Ms,Rat,Dog	WB, ICC/IF, IHC-P, FACS, ELISA, IHC, IHC (Free Floating)
	GTX54656	Tau (phospho Ser208/210) antibody	Rb pAb	Hu	WB, ELISA, IHC
	GTX24842	Tau (phospho Thr212) antibody	Rb pAb	Hu,Ms,Rat,Sheep, Bov,Dog,Bb,Primate	WB, ICC/IF, IHC-P, FACS
	GTX24846	Tau (phospho Ser214) antibody	Rb pAb	Hu,Ms,Rat,Dog	WB, ICC/IF, IHC-P, FACS, IP, ELISA, IHC
	GTX636678	Tau (phospho Thr217) antibody [HL1276]	Rec Rb mAb	Hu,Ms,Rat	WB, ICC/IF, IHC-P, ELISA
	GTX01563	Tau (phospho Thr231) antibody	Rb pAb	Hu,Ms,Rat	WB
	GTX31113	Tau (phospho Ser235) antibody	Rb pAb	Hu,Ms,Rat	WB
	GTX24856	Tau (phospho Ser262) antibody	Rb pAb	Hu,Ms,Rat,Bov,Dog	WB, IHC-P, FACS, ELISA, IHC, IHC (Free Floating)
	GTX50165	Tau (phospho Ser356) antibody	Rb pAb	Hu,Ms	WB, ICC/IF
	GTX03204	Tau (phospho Ser396) antibody [GT1292]	Rec Rb mAb	Hu,Ms,Rat	WB, IHC-P
	GTX50176	Tau (phospho Ser404) antibody	Rb pAb	Hu,Rat	WB, ICC/IF, IHC-P
GTX86147	Tau (phospho Ser422) antibody	Rb pAb	Hu,Ms,Rat	WB, IHC-P	
CDK5 & regulator	GTX108328	CDK5 antibody [C2C3], C-term	Rb pAb	Hu,Ms,Rat	WB, ICC/IF, IHC-P, IHC
	GTX130416	CDK5 (phospho Tyr15) antibody	Rb pAb	Hu	WB
	GTX133713	p35 antibody	Rb pAb	Hu,Ms,Rat	WB, ICC/IF, IHC-P
Other related protein	GTX635889	Apolipoprotein E antibody [GT27711]	Ms mAb	Hu,Rat	WB, ELISA, Sandwich ELISA
	GTX100053	Apolipoprotein E antibody [C2C3], C-term	Rb pAb	Hu	WB, ICC/IF, IHC-P, IP, ELISA, Sandwich ELISA
	GTX110271	APBB2 antibody	Rb pAb	Hu	WB, ICC/IF
	GTX109699	APBB3 antibody [N3C3]	Rb pAb	Hu,Ms,Rat	WB, IHC-P
	GTX100301	ERAB antibody	Rb pAb	Hu,Ms,Rat	WB, ICC/IF, IHC-P
	GTX129086	LRP1 (85kDa subunit) antibody	Rb pAb	Hu	WB
	GTX103712	Seladin 1 antibody [N1C2]	Rb pAb	Hu,Ms,Rat	WB, ICC/IF, IHC-P
	GTX119423	TRAK2 antibody [N1N2], N-term	Rb pAb	Hu,Ms,Rat	WB
GTX121628	TRAK2 antibody	Rb pAb	Hu,Ms	WB, ICC/IF	

Amyotrophic Lateral Sclerosis (ALS)

























































Cat. No.	Product Name	Host & Clonality	Reactivity	Application
GTX120076	ALS2CR12 antibody	Rb pAb Hu		WB, ICC/IF, IHC-P
 GTX130329	ATXN2 antibody	Rb pAb Hu,Ms		WB, IHC-P, IP
 GTX119046	C21orf2 antibody [N1C2]	Rb pAb Hu		WB, ICC/IF, IHC-P
  GTX635397	C9orf72 antibody [GT779-RB]	Rec Rb mAb Hu,Ms,Rat		WB, ICC/IF, IHC-P
  GTX635398	C9orf72 antibody [GT1553-RB]	Rec Rb mAb Hu,Ms,Rat		WB, ICC/IF
GTX110048	FIG4 antibody	Rb pAb Hu		WB, ICC/IF, IHC-P
 GTX635155	Galectin 3 antibody [GT12712]	Ms mAb Hu		WB, ICC/IF, IHC-P, ELISA, Sandwich ELISA
  GTX125897	Galectin 3 antibody	Rb pAb Hu,Ms,Rat		WB, IHC-P, IHC-Fr, ELISA, Sandwich ELISA
 GTX130498	Gemin 5 antibody	Rb pAb Hu,Ms		WB, ICC/IF, IHC-P, IP
  GTX628834	HMGB1 antibody [GT383]	Ms mAb Hu,Ms,Rat		WB, ICC/IF, IHC-P, IHC-Fr
   GTX101277	HMGB1 antibody	Rb pAb Hu,Ms,Rat,Pig		WB, ICC/IF, IHC-P, IHC
 GTX101144	HSC70 antibody	Rb pAb Hu,Ms,Rat		WB, ICC/IF, IHC-P
  GTX23611	RAGE antibody	Rb pAb Hu,Ms,Rat,Frg,Squirrel		WB, IHC-P, IHC-Fr
 GTX75742	TLR4 antibody [HTA125]	Ms mAb Hu,Ms,Cat,Dog,Gpig,Pig,RMK		ICC/IF, IHC-P, IHC-Fr, FACS, IP, Blocking
GTX102577	TLR2 antibody [N1N2], N-term	Rb pAb Hu		WB, IHC-P
 GTX121116	NAK / TBK1 antibody [108A429]	Ms mAb Hu,Ms,Rat,Bov,Dog		WB, ICC/IF, IHC-P
GTX02815	NAK / TBK1 (phospho Ser172) antibody	Rb pAb Hu,Ms,Rat		WB, IHC-P, ELISA
  GTX635461	Sodium/Potassium ATPase alpha 1 antibody [HL114]	Rec Rb mAb Hu,Ms,Rat		WB, ICC/IF, IHC-P
  GTX130828	Nek1 antibody	Rb pAb Hu,Ms		WB, ICC/IF, IP
 GTX132575	Optineurin antibody	Rb pAb Hu,Ms		WB, ICC/IF, IHC-P, IP
 GTX102005	Peripherin antibody	Rb pAb Hu		WB, ICC/IF, IHC-P
 GTX101047	SMN1 antibody	Rb pAb Hu		WB, ICC/IF
GTX134791	SMN1 antibody	Rb pAb Ms,Rat		WB, ICC/IF
 GTX637251	SOD1 antibody [HL1653]	Rec Rb mAb Hu,Ms,Rat		WB, IHC-P
  GTX100554	SOD1 antibody	Rb pAb Hu,Ms,Rat,Allg,Bird		WB, IHC-P, ELISA, Sandwich ELISA
  GTX636328	SQSTM1 / P62 antibody [HL1113]	Rec Rb mAb Hu,Ms,Rat		WB, ICC/IF, IHC-P
  GTX100685	SQSTM1 / P62 antibody [N3C1], Internal	Rb pAb Hu,Ms,Rat,Bov,Honeybee,Mosq		WB, ICC/IF, IHC-P, FACS, IP, PLA
 GTX133943	SQSTM1 / P62 (phospho Ser272) antibody	Rb pAb Hu		WB
 GTX134001	SQSTM1 / P62 (phospho Ser349) antibody	Rb pAb Hu		WB
  GTX128171	SQSTM1 / P62 (phospho Ser403) antibody	Rb pAb Hu,Ms,Rat		WB, ICC/IF, IHC-P, FACS, IHC
 GTX630197	TDP43 antibody [GT733]	Ms mAb Hu,Ms,Rat		WB, ICC/IF, IHC-P
 GTX114210	TDP43 antibody	Rb pAb Hu,Ms,Rat		WB, ICC/IF, IHC-P, IP, ChIP-seq, RIP
  GTX101089	VCP antibody	Rb pAb Hu,Ms,Rat		WB, ICC/IF, IHC-P, IHC-Fr, IP

Huntington's Disease























	Cat. No.	Product Name	Host & Clonality	Reactivity	Application	
Huntingtin	GTX13583	Huntingtin antibody [1A771]	Ms mAb	Hu,Ms	WB, IHC-Fr, IHC	
	 GTX132433	Huntingtin antibody	Rb pAb	Hu,Ms,Rat	WB, ICC/IF, IHC-P	
	 GTX112099	CA150 antibody	Rb pAb	Hu,Ms,Rat	WB, ICC/IF, IHC-P	
	GTX131449	HIP1 antibody	Rb pAb	Hu,Ms,Rat	WB	
	GTX117072	HIP1R antibody [N1N2], N-term	Rb pAb	Hu,Rat	WB, ICC/IF, IHC-P	
	GTX114469	HIP2 antibody	Rb pAb	Hu,Ms	WB, ICC/IF	
	GTX111125	HIPPI antibody [C1C3]	Rb pAb	Hu	WB, ICC/IF, IHC-P	
	GTX108567	PACSIN1 antibody	Rb pAb	Hu,Ms,Rat	WB, ICC/IF, IHC-P	
Huntingtin-interacting proteins	 GTX104204	PACSIN2 antibody [N2C3]	Rb pAb	Hu	WB, IHC-P	
	GTX108004	PACSIN3 antibody [N1], N-term	Rb pAb	Hu	WB	
	  GTX129144	REST antibody	Rb pAb	Hu	WB, IHC-P	
	GTX114758	SH3GL3 antibody	Rb pAb	Ms,Rat	WB, IHC-P	
	  GTX129156	SIN3A antibody	Rb pAb	Hu,Ms,Rat	WB, ICC/IF, IHC-P, IP, ChIP assay	
	  GTX636836	SP1 antibody [HL1396]	Rec Rb mAb	Hu,Ms	WB, ICC/IF, IHC-P	
	GTX634352	SP1 antibody [GT2574]	Ms mAb	Hu	WB, ICC/IF, IHC-P	
	  GTX110593	SP1 antibody	Rb pAb	Hu	WB, ICC/IF, IHC-P, IP, ChIP assay	
Related protein for vesicular traffic	GTX106273	ZDHHC13 antibody [C3], C-term	Rb pAb	Hu	WB, ICC/IF	
	GTX114192	ZDHHC17 antibody	Rb pAb	Hu,Ms	WB	
	GTX132976	Clathrin heavy chain antibody	Rb pAb	Hu,Ms,Rat	WB, ICC/IF	
	GTX100231	DCTN1 antibody [C3], C-term	Rb pAb	Hu,Ms,Rat	WB, ICC/IF, IHC-P	
	GTX115435	DCTN2 antibody	Rb pAb	Hu	WB, ICC/IF, IHC-P	
	   GTX132621	BDNF antibody	Rb pAb	Hu,Ms,Rat	WB, ICC/IF, IHC-P	
	Other related protein	 GTX637005	NPEPPS antibody [HL1531]	Rec Rb mAb	Hu,Ms,Rat	WB, IHC-P
		GTX115247	NPEPPS antibody [N3C2-2], Internal	Rb pAb	Hu,Ms,Rat	WB, ICC/IF
  GTX630147		Ubiquitin antibody [GT751]	Ms mAb	Hu,Ms,Rat	WB, IHC-P	
  GTX128826	Ubiquitin antibody	Rb pAb	Hu,Ms,Rat	WB		

 Recombinant
  Citation Support
  KO/KD Validation
  Comparative Abs
  Orthogonal Validation
  Protein Overexpression

Parkinson's Disease

	Cat. No.	Product Name	Host & Clonality	Reactivity	Application
PARK1 (α-synuclein)	  GTX636642	alpha Synuclein antibody [HL1243]	Rec Rb mAb	Hu,Ms,Rat	WB, IHC-P
	 GTX21904	alpha Synuclein antibody [4B12]	Ms mAb	Hu	WB, IHC-P, IHC-Fr, Dot, ELISA, IHC
	  GTX112799	alpha Synuclein antibody	Rb pAb	Hu,Ms,Rat	WB, ICC/IF, IHC-P, IHC-Fr
	 GTX82738	alpha Synuclein (phospho Ser129) antibody	Rb pAb	Rat	WB
	 GTX50306	alpha Synuclein (phospho Tyr136) antibody	Rb pAb	Hu,Ms	WB, ICC/IF
PARK2 (Parkin)	 GTX31927	Parkin antibody	Rb pAb	Hu	WB, IHC-P, ELISA
PARK5 (PGP9.5)	  GTX634797	PGP9.5 antibody [GT448]	Ms mAb	Hu,Rat	WB, ICC/IF, IHC-P
	  GTX109637	PGP9.5 antibody	Rb pAb	Hu,Ms,Rat	WB, ICC/IF, IHC-P, IHC-Fr
PARK6 (PINK1)	 GTX107851	PINK1 antibody [N3C3]	Rb pAb	Hu,Ms,Rat	WB, ICC/IF
PARK7 (DJ1)	  GTX634831	Park7 / DJ-1 antibody [GT136]	Ms mAb	Hu,Ms,Rat	WB, ICC/IF
	  GTX132552	Park7 / DJ-1 antibody	Rb pAb	Hu,Ms,Rat	WB, IHC-P
PARK8 (LRRK2)	 GTX113067	LRRK2 antibody [N3], Internal	Rb pAb	Hu,Ms	WB, ICC/IF, IHC-P
Parkin substrate	  GTX103045	Cyclin E1 antibody	Rb pAb	Hu	WB, ICC/IF
	  GTX23927	Cyclin E antibody [HE12]	Ms mAb	Hu,Ms	WB, IHC-P
	 GTX118561	SEPT5 antibody [N3C3]	Rb pAb	Hu,Ms	WB, IHC-P
	 GTX32905	SYT11 antibody	Rb pAb	Hu,Ms,Rat	WB, ICC/IF, IHC-P
	 GTX109676	STUB1 antibody [C1C3]	Rb pAb	Hu,Ms	WB, ICC/IF, IHC-P
	 GTX122827	STUB1 antibody [N1C3]	Rb pAb	Hu,Ms,Rat	WB, IHC-P
Other related protein	  GTX115032	Ataxin 3 antibody	Rb pAb	Hu,Ms	WB, IHC-P, IP
	  GTX101343	Ataxin 3 antibody	Rb pAb	Hu	WB, ICC/IF, IP
	  GTX123973	ALDH1A1 antibody	Rb pAb	Hu,Ms,Rat	WB, ICC/IF, IHC-P
	   GTX636467	Dopamine beta Hydroxylase antibody [HL1163]	Rec Rb mAb	Hu	WB
	  GTX101616	Dopamine beta Hydroxylase antibody	Rb pAb	Hu,Ms,Rat	WB, IHC-P
	 GTX134053	DOPA Decarboxylase antibody	Rb pAb	Ms,Rat	WB, ICC/IF, IHC-P, IHC-Fr
	 GTX100354	Dopamine Receptor D1 antibody [C2C3], C-term	Rb pAb	Hu,Ms,Rat	WB, ICC/IF, IHC-P, IHC-Fr
	 GTX100355	Dopamine Receptor D1 antibody [N1], N-term	Rb pAb	Hu,Rat	WB, ICC/IF
	  GTX132456	HTRA2 antibody	Rb pAb	Hu	WB
	 GTX110703	HTRA2 antibody	Rb pAb	Hu	WB, IHC-P
	 GTX133351	MFN1 antibody	Rb pAb	Hu,Ms,Rat	WB, IHC-P
	  GTX134774	MFN2 antibody	Rb pAb	Hu,Ms	WB
	  GTX102055	MFN2 antibody [N1N2], N-term	Rb pAb	Hu,Ms	WB, IHC-P
	 GTX114045	Nurr1 antibody	Rb pAb	Hu	ICC/IF
	 GTX133225	Nurr1 antibody	Rb pAb	Ms,Rat	WB
	  GTX111702	Transglutaminase 2 antibody [N3C3]	Rb pAb	Hu,Ms	WB, ICC/IF, IHC-P
	  GTX113016	Tyrosine Hydroxylase antibody	Rb pAb	Hu,Ms,Rat,Vole,Calf	WB, ICC/IF, IHC-P, IHC-Fr
	  GTX102424	Tyrosine Hydroxylase antibody [N1C1]	Rb pAb	Hu,Ms,Rat,Zfsh	WB, ICC/IF, IHC-P, IHC-Fr, IHC-Wm

Prion Disease

	Cat. No.	Product Name	Host & Clonality	Reactivity	Application
PrP	 GTX101063	Prion Protein (PrP) antibody	Rb pAb	Hu,Ms	WB, IHC-P
Other related protein	  GTX100297	ERp57 antibody [C3], C-term	Rb pAb	Hu,Ms,Rat	WB, ICC/IF, IHC-P
	  GTX113340	Grp78 antibody	Rb pAb	Hu,Ms,Rat,Chk	WB, ICC/IF, IHC-P
	  GTX102580	Grp78 antibody [N2C1], Internal	Rb pAb	Hu,Ms,Rat,Mosq	WB, ICC/IF, IHC-P, IP
	  GTX103232	GRP94 antibody	Rb pAb	Hu,Ms,Rat	WB, ICC/IF, IHC-P, IP
	 GTX102049	Hsp40 antibody [N1C1]	Rb pAb	Hu	WB
	  GTX111150	HSC70 antibody [C1C3]	Rb pAb	Hu,Ms,Pig	WB, ICC/IF, IHC-P
	  GTX109753	Hsp90 alpha antibody	Rb pAb	Hu,Ms,Rat,Mk,Nematode	WB, ICC/IF, IHC-P, IP
	  GTX101448	Hsp90 beta antibody	Rb pAb	Hu,Ms,Rat	WB, ICC/IF, IHC-P, IP, ELISA-Ag
	   GTX635826	NRF2 antibody [HL1021]	Rec Rb mAb	Hu,Ms,Rat	WB, ICC/IF, IHC-P, PLA
	  GTX103322	NRF2 antibody [N2C2], Internal	Rb pAb	Hu,Ms,Rat,Zfsh,Allg,Plant,Bird	WB, ICC/IF, IHC-P, IP, CHIP assay
 GTX02873	NRF2 (phospho Ser40) antibody	Rb pAb	Hu,Ms	WB, ICC/IF, IHC-P, ELISA	










International
 Tel 886.3.6208988 Address 6F-2, No.89, Dongmei Rd., Hsinchu 300, Taiwan (R.O.C.)
 Fax 886.3.6208989 E-mail international@genetex.com

USA
 Toll-free 1.877.GeneTex(1.877.436.3839) Address 2456 Alton Parkway, Irvine, CA 92606 USA
 Fax 1.949.309.2888 E-mail info@genetex.com

